

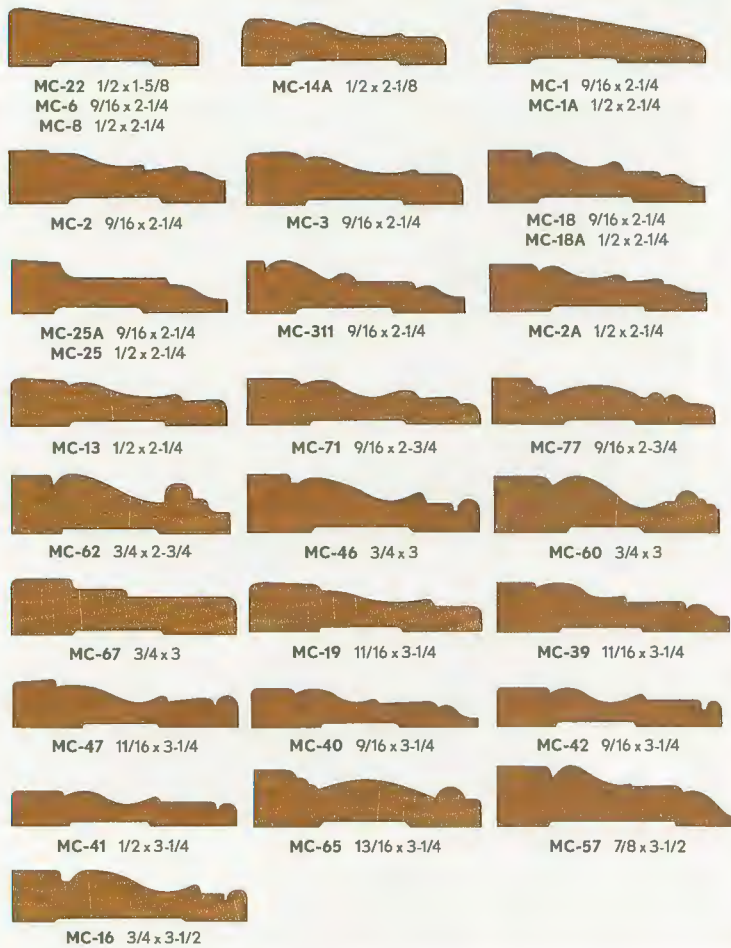
Hardwood Moulding Profiles



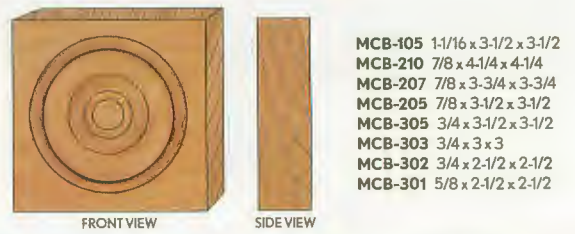
Menzner Hardwoods
... timeless beauty for your home & office.™

www.menznerhardwoods.com

CASING



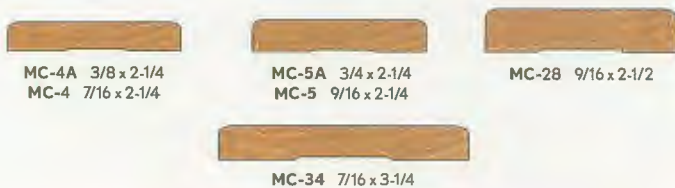
ROSETTE




PLINTH BLOCK




HOOKSTRIP CASING



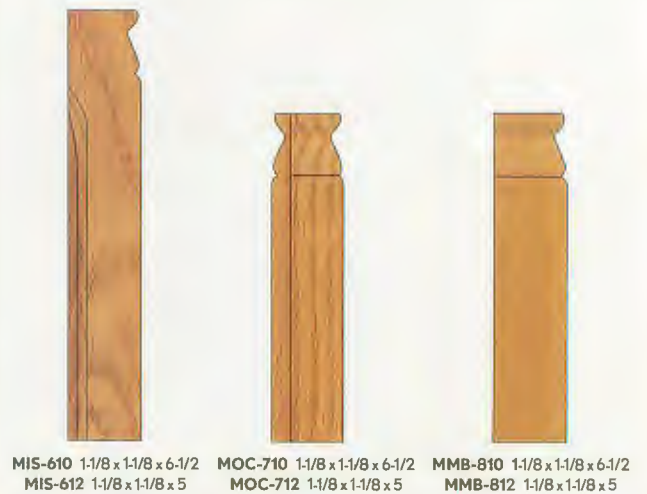
BACK BAND




CLASSIC COLONIAL CASING & BASE



BASE BLOCK



RADIUS BASE BLOCK



BASE



MB-2 3/8 x 2-5/8
 MB-3 3/8 x 2-3/4
 MB-4 3/8 x 3
 MB-5 3/8 x 3-1/4
 MB-9 7/16 x 2-3/4
 MB-10 7/16 x 3
 MB-11 7/16 x 3-1/4
 MB-11A 1/2 x 3-1/4



MB-2C 3/8 x 2-5/8
 MB-3C 3/8 x 2-3/4
 MB-4C 3/8 x 3
 MB-5C 3/8 x 3-1/4
 MB-9C 7/16 x 2-3/4
 MB-10C 7/16 x 3
 MB-11C 7/16 x 3-1/4
 MB-11B 1/2 x 3-1/4



MB-17 3/8 x 3-1/4
 MB-18 7/16 x 2-3/4
 MB-19 7/16 x 3
 MB-20 7/16 x 3-1/4
 MB-46 1/2 x 2-3/4
 MB-47 1/2 x 3



MB-48 1/2 x 3-1/4



MB-20B 7/16 x 4



MB-33 7/16 x 4-1/4



MB-42 1/2 x 4-1/4



MB-67 5/8 x 4



MB-31 7/16 x 4-1/4
 MB-31A 9/16 x 4-1/4



MB-49 7/16 x 4-1/4
 MB-49A 9/16 x 4-1/4



MB-50 7/16 x 4-1/4
 MB-50A 9/16 x 4-1/4



MB-85 3/4 x 4-1/4



MB-90 9/16 x 4-1/2



MB-95 11/16 x 4-1/2



MB-100 13/16 x 4-1/2



MB-525 11/16 x 5-1/4



MB-32 9/16 x 6

RABBETED BASE



MWB-1 7/16 x 2-3/4

BASE CAP



M-102 5/8 x 3/4



M-105 1/2 x 3/4



M-180A 9/16 x 1-3/8

BASE SHOE



M-101 1/2 x 3/4

STOP



MS-3 7/16 x 1-3/8



MS-5 3/4 x 1-5/8



MS-20 3/8 x 1-1/16
 MS-11 3/8 x 1-1/4
 MS-17 7/16 x 1-3/8



MS-21 3/8 x 1-1/16
 MS-7 3/8 x 1-1/4
 MS-28 7/16 x 1-3/8



MS-2 3/8 x 1-1/4



MS-31 7/16 x 1-5/8

T-ASTRAGAL



M-650 1-1/4 x 2
 (1-3/8" DOOR)



M-650A 1-1/4 x 2-3/8
 (1-3/4" DOOR)



M-652 1-1/4 x 2
 (1-3/8" DOOR)



M-652A 1-1/4 x 2-13/32
 (1-3/4" DOOR)



M-654 1-1/8 x 1-15/16
 (1-3/8" DOOR)



M-654A 1-1/8 x 2-1/4
 (1-3/4" DOOR)



M-660A 1-1/2 x 3
 (1-3/4" DOOR)

CROWN



M-409 9/16 x 2-1/4
 M-401 3/4 x 3-1/4
 M-412 9/16 x 3-3/8
 M-420 11/16 x 3-7/16
 M-414 11/16 x 4-1/4
 M-402 11/16 x 4-5/8



M-425 25/32 x 4-1/2



M-668 9/16 x 5-1/4



M-430 3/4 x 6



M-440 1-1/16 x 7-3/8

BED MOULDING

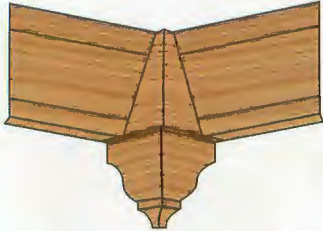


MBM-1 3/4 x 2-1/4



MBM-6 9/16 x 1-3/4

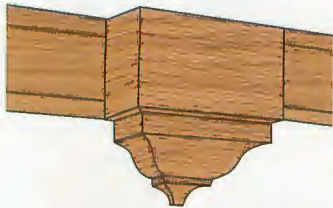
CROWN BLOCKS



M-4011 INSIDE CORNER BLOCKS FOR M-401 3-1/4" CROWN

M-4021 INSIDE CORNER BLOCKS FOR M-402 4-5/8" CROWN

M-4121 INSIDE CORNER BLOCKS FOR M-412 3-3/8" CROWN



M-401M MIDDLE END CAP BLOCKS FOR M-401 3-1/4" CROWN

M-402M MIDDLE END CAP BLOCKS FOR M-402 4-5/8" CROWN

M-412M MIDDLE END CAP BLOCKS FOR M-412 3-3/8" CROWN



M-4010 OUTSIDE CORNER BLOCKS FOR M-401 3-1/4" CROWN

M-4020 OUTSIDE CORNER BLOCKS FOR M-402 4-5/8" CROWN

M-4120 OUTSIDE CORNER BLOCKS FOR M-412 3-3/8" CROWN

OUTSIDE CORNER



M-702 3/4 x 3/4
M-701 1-1/16 x 1-1/16



M-704 3/4 x 3/4
M-703 1-1/16 x 1-1/16

SCREEN MOULDING



MSM-7 1/4 x 3/4



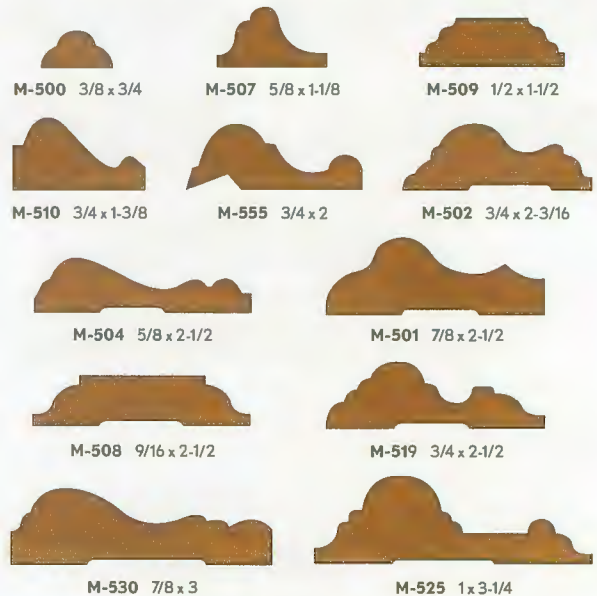
MSM-8 1/4 x 3/4

MULL CENTER & LATTICE



MM-1 3/16 x 1-1/2
MM-1A 3/16 x 1-3/4
MM-2 3/16 x 2
MM-4 1/4 x 4
MM-5 1/4 x 5-9/16
MM-6 1/4 x 6
MM-7 5/16 x 7
MM-10 3/16 x 1-1/4

PANEL MOULDING & CHAIRRAIL



M-500 3/8 x 3/4

M-507 5/8 x 1-1/8

M-509 1/2 x 1-1/2

M-510 3/4 x 1-3/8

M-555 3/4 x 2

M-502 3/4 x 2-3/16

M-504 5/8 x 2-1/2

M-501 7/8 x 2-1/2

M-508 9/16 x 2-1/2

M-519 3/4 x 2-1/2

M-530 7/8 x 3

M-525 1 x 3-1/4

M-540 3/4 x 3-1/2

M-545 9/16 x 3-3/4

M-576 11/16 x 1-5/8

M-576R 11/16 x 1-5/8

M-577 5/8 x 1-3/4

M-577R 5/8 x 1-3/4

COVE



M-304 1/2 x 1/2
M-301 3/4 x 3/4



M-302 3/4 x 1-1/8



M-303 3/4 x 1-3/4



M-306 5/8 x 3/4



M-305 9/16 x 1-3/4



M-310 3/4 x 1-1/4



M-311 9/16 x 2

QUARTER ROUND



M-202 3/8 x 3/8
M-200 1/2 x 1/2
M-201 3/4 x 3/4

HALF ROUND



M-860 3/8 x 3/4
M-861 1/2 x 1
M-862 3/4 x 1-1/2
M-863 1 x 2

FULL ROUND



M-850 2 x 2 GLUED
M-851 1-1/2 x 1-1/2 GLUED
M-852 1-5/16 x 1-5/16
M-853 1 x 1
M-854 3/4 x 3/4

PANEL CAP



MPC-1 3/4 x 1-1/2

PICTURE FRAME



M-575 3/4 x 1-1/16



M-587 1-1/16 x 1-7/8



M-588 1-1/16 x 1-7/8

WAINSCOTING



MWC-10P 1/4 x 2-1/8

CONTENTS OF PACKAGE:
16 PCS. 96" WAINSCOT
COVERS 21 SQUARE FEET
AVAILABLE PREPACKAGED



MWC-11P 1/4 x 2-1/8

CONTENTS OF PACKAGE:
48 PCS. 32" WAINSCOT
1 PC. 8" MPC-1 PANEL CAP
1 PC. 8" MWB-1 RABBETED BASE
COVERS 8 RUNNING FEET
AVAILABLE PREPACKAGED



MWC-12P 1/4 x 2-1/8

CONTENTS OF PACKAGE:
48 PCS. 32" WAINSCOT
COVERS 8 RUNNING FEET
AVAILABLE PREPACKAGED



MWC-13 1/4 x 2-1/8

RANDOM LENGTH AND
CUT TO LENGTH

V-GROOVE PANELING



MVG-20 3/4 x 2-3/4 FACE
MVG-30 3/4 x 3-1/4 FACE
MVG-40 3/4 x 4-1/4 FACE
MVG-50 3/4 x 5-1/4 FACE

MVG-20E 3/4 x 2-3/4 FACE, END MATCHED
MVG-30E 3/4 x 3-1/4 FACE, END MATCHED
MVG-40E 3/4 x 4-1/4 FACE, END MATCHED
MVG-50E 3/4 x 5-1/4 FACE, END MATCHED



MVG-21 7/16 x 2-3/4 FACE
MVG-31 7/16 x 3-1/4 FACE
MVG-41 7/16 x 4-1/4 FACE
MVG-51 7/16 x 5-1/4 FACE

MVG-21E 7/16 x 2-3/4 FACE, END MATCHED
MVG-31E 7/16 x 3-1/4 FACE, END MATCHED
MVG-41E 7/16 x 4-1/4 FACE, END MATCHED
MVG-51E 7/16 x 5-1/4 FACE, END MATCHED

AVAILABLE END MATCHED

100 LF OF 2-3/4 FACE PANELING COVERS 22.92 SQUARE FEET
100 LF OF 3-1/4 FACE PANELING COVERS 27.08 SQUARE FEET
100 LF OF 4-1/4 FACE PANELING COVERS 35.42 SQUARE FEET
100 LF OF 5-1/4 FACE PANELING COVERS 43.75 SQUARE FEET

SOLID S4S BOARDS



M-1450 3/4 x 1-3/4
M-1460 3/4 x 2-1/2
M-1400 3/4 x 3-1/2
M-1410 3/4 x 5-1/2
M-1420 3/4 x 7-1/4
M-1430 3/4 x 9-1/4
M-1440 3/4 x 11-1/4

RANDOM LENGTH BOARDS ARE SHIPPED 6' - 16' LENGTHS, CUT ON THE 1' MARK.

1X 8, 1X 10 AND 1X 12 MAY BE EDGE-GLUED FOR WIDTH.

1X 8, 1X 10 AND 1X 12 MAY HAVE A FINGER-JOINT IN EACH EDGE-GLUED LAMINATION IN 14' - 16' LENGTHS

3 SIDES CLEAR, SANDED FACE AND BACK WITH 120 GRIT SANDPAPER.

RABBETED DOOR JAMBS



M-950 1-1/16 x 4-9/16
M-955 1-1/16 x 4-7/8
M-960 1-1/16 x 5-1/4
M-970 1-1/16 x 6-9/16
M-951 1-1/4 x 4-9/16
M-956 1-1/4 x 4-7/8
M-961 1-1/4 x 5-1/4
M-971 1-1/4 x 6-9/16

PLEASE SPECIFY WIDTH OF RABBIT.

JAMB EXTENSIONS



M-950A 1-1/16 x 1/4
M-951A 1-1/4 x 1/4



M-950B 1-1/16 x 5/8
M-951B 1-1/4 x 5/8



M-950C 1-1/16 x 2
M-951C 1-1/4 x 2

SOLID DOOR JAMBS



M-927 3/4 x 4-9/16
M-925 3/4 x 4-5/8
M-928 3/4 x 4-11/16
M-930 3/4 x 4-3/4
M-932 3/4 x 4-13/16
M-933 3/4 x 4-7/8
M-930B 3/4 x 4-15/16
M-937 3/4 x 5-1/4
M-940 3/4 x 6-9/16


OTHER SIZES AVAILABLE UPON REQUEST.

6/8 DOOR JAMB IS 81" BELOW DADO.

7/0 DOOR JAMB IS 85" BELOW DADO.

EASED EDGES.

SPLIT DOOR JAMBS



M-980 15/16 x 2-3/4



M-980A 9/16 x 2-1/4
M-980B 9/16 x 2-3/4



BRICKMOULD



MBK-1 1-1/4 x 2



MBK-2 1-1/16 x 2

RAISED PANEL DOOR JAMBS



M-990 3/4 x 4-9/16
1" WIDE STILE

M-991 3/4 x 4-13/16
1" WIDE STILE

M-994 3/4 x 5-1/4
1-3/8" WIDE STILE

M-995 3/4 x 6-9/16
1-3/8" WIDE STILE

INSIDE THRESHOLD



MT-3 5/8 x 3-5/8 INSIDE THRESHOLD

FILLET



M-6050 3/8 x 1-1/4



M-6007 5/16 x 1-3/4
M-6007A 5/16 x 1-1/2
M-6007B 5/16 x 1-1/4

HANDRAIL [CONTINUED]



M-6005 GLUED HANDRAIL
2-5/16 x 2-1/2



M-875 1-1/4 x 5-1/2



M-875G GROOVED 1-1/4 x 5-1/2



M-882 GLUED 1-1/2 x 3-1/2



M-870 GLUED 1-1/2 x 5-1/2



M-884 GLUED 1-1/2 x 5-1/2



M-883 GLUED 1-1/2 x 4

SHOE RAIL



M-6045 3/4 x 2-5/16



M-6006 3/4 x 3-1/8



M-6006B 1-1/16 x 2-11/16

BALUSTER



M-879 1-1/4 x 1-1/4
M-877 1-5/16 x 1-5/16
M-880 1-1/2 x 1-1/2
M-878 1-5/8 x 1-5/8
M-881 1-3/4 x 1-3/4

BALUSTERS MAY BE FACE GLUED.
STANDARD LENGTHS ARE 36", 42" AND 48". PLEASE SPECIFY SPECIAL LENGTHS.

HANDRAIL



M-6042 HANDRAIL
1-3/16 x 2-1/4



M-801 GLUED HANDRAIL
1-5/8 x 1-3/4



M-6010 GLUED HANDRAIL
(UNPLOWED)
2-3/8 x 2-1/4



M-6010P GLUED HANDRAIL
(PLOWED)
2-3/8 x 2-1/4



M-6210W GLUED HANDRAIL
(UNPLOWED)
2-3/8 x 2-5/8



M-6210WP GLUED HANDRAIL
(PLOWED)
2-3/8 x 2-5/8

NEWEL POST



MNP-10 3-1/2 x 3-1/2

EASED EDGES. ENDS ARE SQUARE CUT.
NEWEL POST ARE FACE GLUED 4 PIECES.

RISER



M-2020 3/4 x 7-1/2
4 PIECES GLUED

LANDING TREADS



MSN-2 1-1/16 x 3-1/2 (2-1/8" RABBET)
MSN-4 1-1/16 x 5-1/2 (4-1/8" RABBET)

VENEERED DOOR JAMBS - WOOD CORE



M-904W 11/16 x 4-9/16

STAIR NOSING



MSN-6 1-1/16 x 1-1/4 (TREAD RETURNS)

S4S VENEERED BOARDS - PARTICLE BOARD CORE



MV-1410 3/4 x 5-1/2
MV-1420 3/4 x 7-1/4
MV-1430 3/4 x 9-1/4
MV-1440 3/4 x 11-1/4

TREADS



M-2000 1-1/16 x 10-1/2
M-2010 1-1/16 x 11-1/4
M-2015 1-1/16 x 11-1/2
5-6 PIECES GLUED

S4S VENEERED BOARDS - WOOD CORE



MV-1410W 3/4 x 5-1/2
MV-1420W 3/4 x 7-1/4
MV-1430W 3/4 x 9-1/4
MV-1440W 3/4 x 11-1/4

WRAPPED DOOR JAMBS - PARTICLE BOARD CORE



MWJ-10 11/16 x 4-9/16
MWJ-30 11/16 x 4-13/16
MWJ-50 11/16 x 5-1/4
MWJ-60 11/16 x 6-9/16

S3S VENEERED BOARDS - PARTICLE BOARD CORE



MV-1415 3/4 x 5-1/2
MV-1425 3/4 x 7-1/4
MV-1435 3/4 x 9-1/4
MV-1445 3/4 x 11-1/4

WRAPPED DOOR JAMBS - WOOD CORE



MWJ-10W 11/16 x 4-9/16
MWJ-30W 11/16 x 4-13/16
MWJ-50W 11/16 x 5-1/4
MWJ-60W 11/16 x 6-9/16

S3S VENEERED BOARDS - WOOD CORE



MV-1415W 3/4 x 5-1/2
MV-1425W 3/4 x 7-1/4
MV-1435W 3/4 x 9-1/4
MV-1445W 3/4 x 11-1/4

VENEERED DOOR JAMBS - PARTICLE BOARD CORE



M-904 11/16 x 4-9/16



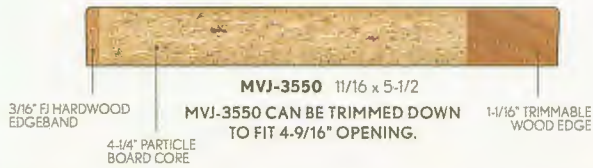
Menzner Hardwoods

... timeless beauty for your home & office.™

(800) 257-1284

www.menznerhardwoods.com

TRIMMABLE VENEERED DOOR JAMBS - PARTICLE BOARD CORE



MVJ-3550 11/16 x 5-1/2

MVJ-3550 CAN BE TRIMMED DOWN TO FIT 4-9/16\"/>

3/16\"/>

4-1/4\"/>

1-1/16\"/>



MVJ-3750 11/16 x 7-1/2*

MVJ-3750 CAN BE TRIMMED DOWN TO FIT 5\"/>

3/16\"/>

4-5/8\"/>

2-1/16\"/>

VENEERED SKIRTBOARDS



MV-842 1/2 x 9-1/4 24 PCS/UNIT

THIS PRODUCT IS MANUFACTURED WITH 7/16\"/>



MV-845-1 1/2 x 9-1/4 24 PCS/UNIT

THIS PRODUCT IS MANUFACTURED WITH 7/16\"/>



MV-846 1/2 x 9-1/4 24 PCS/UNIT

MOISTURE RESISTANT CORE EXTENSION JAMBS



MEJV-5375 5/8 x 5-3/8

MEJV-7500 5/8 x 7-1/2

PRIMED POPLAR - CASING



PMC-13 1/2 x 2-1/4

PMC-356HP 9/16 x 2-1/4

PMC-18 9/16 x 2-1/4

PMC-2 9/16 x 2-1/4



PMC-319 9/16 x 3-1/4



PMC-131 11/16 x 3-1/4



PMC-139 11/16 x 3-1/2



PMC-332A 3/4 x 3-1/2



PMC-34 7/16 x 3-1/4

PMC-5 9/16 x 2-1/4

PMC-38 9/16 x 3-1/4



PMC-6A 5/8 x 2-1/4



PMC-332 5/8 x 2-1/4

PRIMED POPLAR - CASING [CONTINUED]



PMC-1926 3/4 x 3-1/4



PMC-1927 3/4 x 5-1/4

PRIMED POPLAR - CROWN



PM-48 15/32 x 4-1/4


PM-49 1/2 x 3-1/2

PM-669 9/16 x 4-1/4

PM-668 9/16 x 5-1/4



PM-445 1-1/16 x 7-1/4



PM-7380 1-5/8 x 4


PRIMED POPLAR - BASE




PMB-3C 3/8 x 2-3/4

PMB-226 7/16 x 3-1/4

PMB-225 7/16 x 4-1/4



PMB-4C 3/8 x 3



PMB-3 3/8 x 2-3/4




PMB-20 7/16 x 3-1/4



PMB-20B 7/16 x 4



PMBW-275 9/16 x 4-1/4



PMB-279 7/16 x 4-1/4



PMB-280 9/16 x 5-1/4



PMB-525A 9/16 x 5-1/4

PRIMED POPLAR - S4S



PM-1400 3/4 x 3-1/2 x 16'


PM-1410 3/4 x 5-1/2 x 16'

PM-1420 3/4 x 7-1/4 x 16'

PM-1430 3/4 x 9-1/4 x 16'

PM-1440 3/4 x 11-1/4 x 16'

PRIMED POPLAR - JAMBS



PM-927A 11/16 x 4-9/16

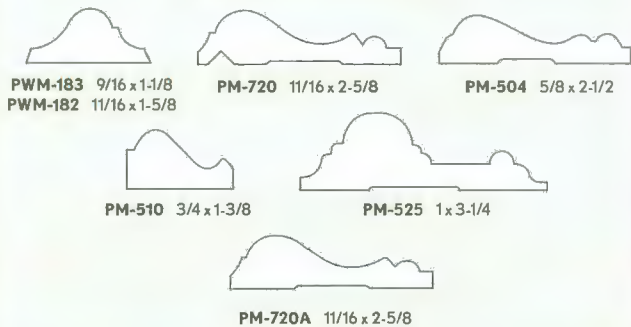
PM-932A 11/16 x 4-13/16

PM-933A 11/16 x 4-7/8

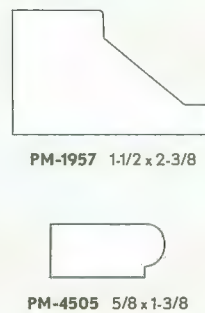
PM-937AA 11/16 x 5-1/4

PM-940AA 11/16 x 6-9/16

PRIMED POPLAR - CHAIRRAIL & PANEL MOULDING



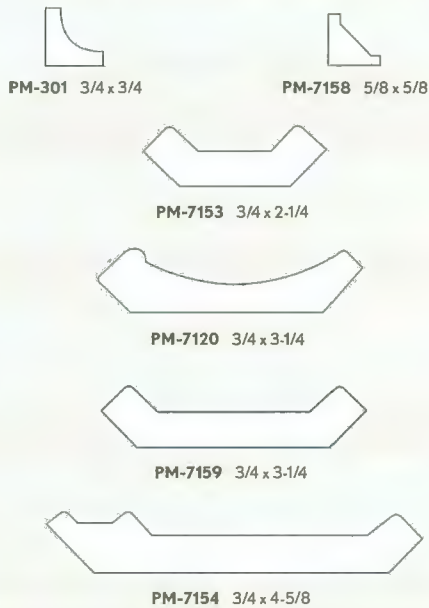
PRIMED POPLAR - LINTEL CAP




PRIMED POPLAR - BASE SHOE



PRIMED POPLAR - COVE




PRIMED POPLAR - BACK BAND



PRIMED POPLAR - STOP



PRIMED POPLAR - MULL



PRIMED POPLAR - BASE CAP





HISTORY

For well over a century Menzner Hardwoods™ has been manufacturing beautiful wood products for your home and office. Throughout our long and colorful history we have worked hard to earn our status as a leader, and as an innovator. Our trusted heritage and proven results are based largely on the following key dynamics of our business:

- 100+ Years of History and Fourth Generation Leadership
- Strong Marketplace Credibility
- Diversified Product Portfolio and New Innovation
- Vertically Integrated Manufacturer
- Great Flexibility & Speed-To-Market
- Outstanding Customer Service

Distributed by:



Menzner Hardwoods
... timeless beauty for your home & office.™